

# B.Tech / M.Tech Admission 2020


## Instructions for Students to submit online application:

Online application form is available at the admission portal [http://lbscentre.kerala.gov.in/lbsitw/users/registration\\_login](http://lbscentre.kerala.gov.in/lbsitw/users/registration_login).

Students can log via the above link and can fill in the application form and submit it for verification.

### LOGIN CREDENTIALS FOR STUDENTS

- Username: **20A<Roll Number>**  
Eg: if Roll number in allotment memo is **116578** then username will be **20A116578**
- Password: **lbs@1234**




Office of the Commissioner for Entrance Examinations, Kerala

ADMISSION TO PROFESSIONAL DEGREE COURSES : 2020

**Allotment Memo**

Second Phase Dated: 23-10-2020



KEAM 2020

---

Roll Number	<b>149902</b>		
Application Number	<b>1205722</b>		
Name			
Engineering Rank			

**Allotment Details**


Course	<b>Applied Electronics &amp; Instrumentation (AE)</b>		
College	<b>LBS Institute of Tech. for Women, Poojapura, TVPM (LBT)</b>		
Seat Type	<b>State Merit (SM)</b>		


**Fee Details**

Tuition Fee	<b>Rs.35000/-</b>	Fee to be Paid to CEE	<b>NIL</b>
Fee to be Paid at College	<b>Rs.25000/-</b>	Fee to be Refunded by CEE	<b>NIL</b>
Deposit to be Paid at the College	<b>NIL</b>	Already Paid at CEE	<b>Rs.10000/-</b>

*Date of Joining: from 27-10-2020 to 31-10-2020*

Place: Thiruvananthapuram  
Date: 23-10-2020



  
 Commissioner for Entrance Examinations

---

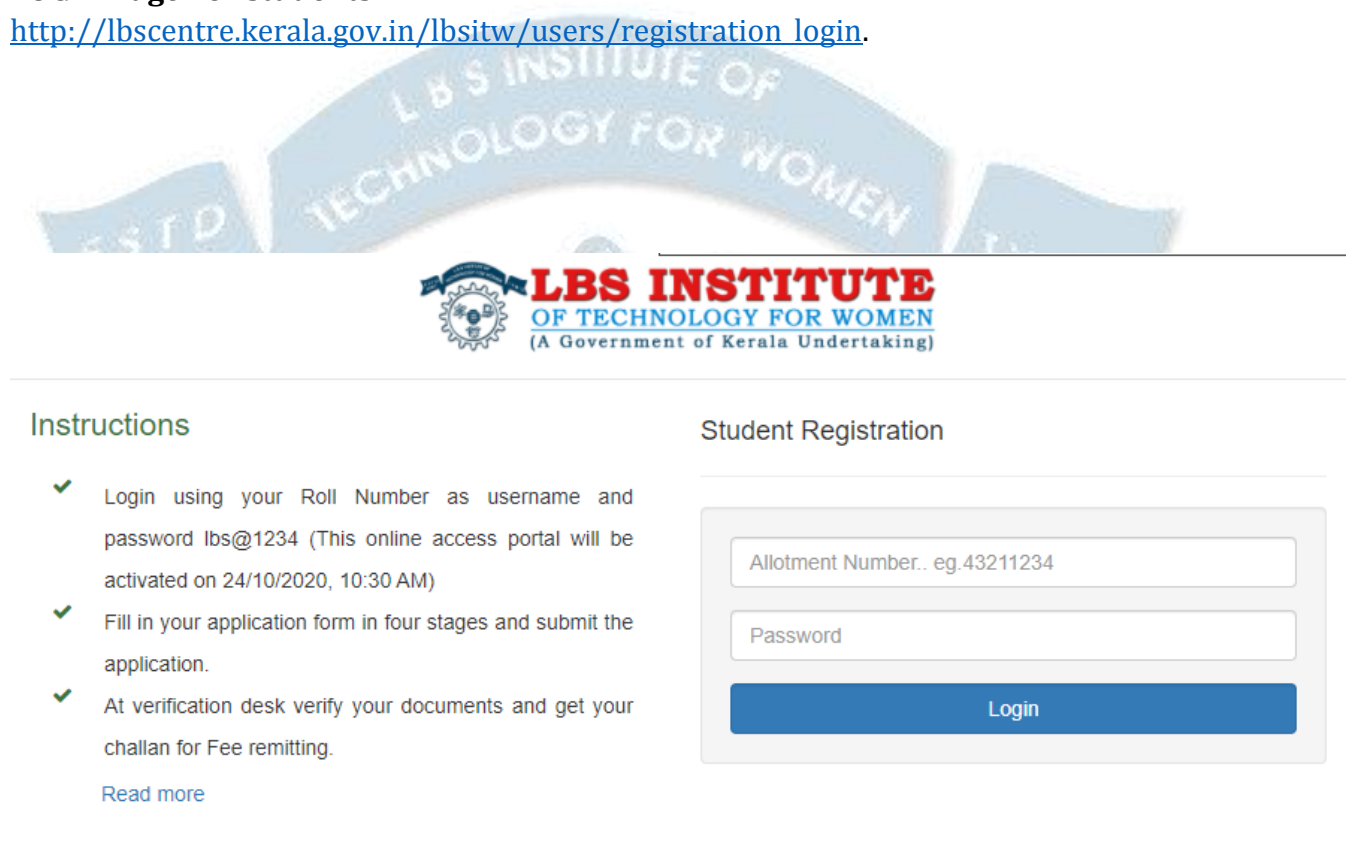
**Documents to be produced at the time of admission**

1. Data Sheet of KEAM 2020
2. Allotment Memo of this phase
3. Certificate to prove date of birth
4. Transfer Certificate from the Institution last attended and Conduct Certificate
5. Original mark list of Higher Secondary or equivalent

## [Instructions to fill the application form:](#)

### LOGIN Page For students:

[http://lbscentre.kerala.gov.in/lbsitw/users/registration\\_login](http://lbscentre.kerala.gov.in/lbsitw/users/registration_login).



**LBS INSTITUTE OF TECHNOLOGY FOR WOMEN**  
(A Government of Kerala Undertaking)

### Instructions

- ✓ Login using your Roll Number as username and password lbs@1234 (This online access portal will be activated on 24/10/2020, 10:30 AM)
- ✓ Fill in your application form in four stages and submit the application.
- ✓ At verification desk verify your documents and get your challan for Fee remitting.

[Read more](#)

### Student Registration

Allotment Number.. eg.43211234

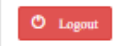
Password


Login

To join [LBT](#), please fill online form available on the [college admission portal](#). Read instructions carefully to avoid mistakes. If you have any questions about Admission Portal powered, please use the helpline.





Helpline: +91 95 677 09373 / 94 473 29978 / 99 955 95456

## STAGE 1: STUDENTS DETAILS





**LBS INSTITUTE**  
OF TECHNOLOGY FOR WOMEN  
(A Government of Kerala Undertaking)

<b>Application Date</b> 23/10/2020	<b>Roll No.</b> 113
---------------------------------------	------------------------

### Student Details


<b>Student Name</b> ANU	<b>Date of Birth</b> 01/01/2002	<b>Gender</b> Female
<b>Mobile Number</b> 32432	<b>Aadhar Number</b> 454554	<b>Email address</b> an@gmail.co
<b>Nationality</b> asasd	<b>Native Place</b> asdasd	
<b>Institution Last Studied</b> asdas	<b>TC Number</b> 7887	<b>TC Date</b> 05/10/2020

<b>Admission Type</b> Btech-Regula	<b>Admission Quota</b> Management	<b>Religion</b> Hindu	<b>Community Category</b> OBC/SEBC
<b>Admission Category</b> BX - BACKWARD CHRISTIAN	<b>Caste</b> SIUC	<b>Branch to which admitted</b> B.Tech : Electronics and Communication	
<b>Entrance Exam Rank</b> 54864	<b>Amount paid at KEAM</b> 10000.00	<b>Receipt Number</b> 515458	
<b>Receipt Date</b> 12/10/2020			

- **Institution last studied** is the institute from which the TC is provided.
- **Admission Quota and Category** should be as per given in the Allotment Memo
- **Receipt number:** fee receipt number / online transaction ID for the amount paid at KEAM.
- **On completing stage 1 Save and Continue to next Stage**

## STAGE 2: PARENT/GUARDIAN DETAILS


Logout

---

👤 — ☰ — 👁️ — ✅

### Parent/Guardian Details

<b>Parent Name</b> <input type="text" value="Parent Name"/>	<b>Mobile Number</b> <input type="text" value="Parent Mobile Number"/>	<b>Occupation</b> <input type="text" value="Occupation of Parent"/>
--	---	--

### Permanent Address

<b>House Number/Name</b> <input type="text" value="House Number"/>	<b>Street</b> <input type="text" value="Street"/>
<b>Village</b> <input type="text" value="Place"/>	<b>District</b> <input type="text" value="District"/>
<b>State</b> <input type="text" value="State"/>	<b>Pin Code</b> <input type="text" value="PIN"/>

### Communication Address

Same as Permanent Address

<b>House Number/Name</b> <input type="text" value="House Number"/>	<b>Street</b> <input type="text" value="Street"/>
<b>Village</b> <input type="text" value="Place"/>	<b>District</b> <input type="text" value="District"/>
<b>State</b> <input type="text" value="State"/>	<b>Pin Code</b> <input type="text" value="PIN"/>

Do you have Local Guardian other than parent

### Local Guardian Details


<b>Local Guardian Name (if any)</b> <input type="text" value="Local Guardian Name"/>	<b>Relationship</b> <input type="text" value="Relationship with Local guardian"/>	<b>Contact Number</b> <input type="text" value="0"/>
---	--	---


<b>House Number/Name</b> <input type="text" value="House Number"/>	<b>Street</b> <input type="text" value="Street"/>
<b>Village</b> <input type="text" value="Place"/>	<b>District</b> <input type="text" value="District"/>
<b>State</b> <input type="text" value="State"/>	<b>Pin Code</b> <input type="text" value="PIN"/>





Save and continue

- If the communication address is same as the permanent address, select the check box given at the communication address heading.
- If you have a local guardian other than your parents select the check box and fill the details.
- **On completing stage 2 Save and Continue to next Stage**

### STAGE 3: EDUCATIONAL QUALIFICATION





#### Educational Qualification

Exam Passed (Board/University)

Other

**Exam Passed**

**Board/Univeristy**

**Month of Passing**

**Year of Passing**

**Register Number**

#### Details of Marks secured

Subject	Max Marks/Point	Min Marks/Point(Pass Mark)	Marks/CGPA Obtained	%
Chemistry/Equivalent	<input style="width: 90%;" type="text"/>	<input style="width: 90%;" type="text"/>	<input style="width: 90%;" type="text"/>	
Physics	<input style="width: 90%;" type="text"/>	<input style="width: 90%;" type="text"/>	<input style="width: 90%;" type="text"/>	
Mathematics	<input style="width: 90%;" type="text"/>	<input style="width: 90%;" type="text"/>	<input style="width: 90%;" type="text"/>	

Save and continue

- Exam passed : Qualifying exam passed
- Details of Mark Secured: Enter the marks or Grade points as per the Mark list produced. **(IF the Board Examinations are conducted in both years-as for HSE/VHSE, the total marks of two years in the respective subjects is to be given.)**
- **On completing stage 3 Save and Continue to next Stage**

## STAGE 4: APPLICATION SUBMISSION

**Check List for Admission**

1. Admit Card of Entrance Examination
2. Admittance Memo
3. Data Sheet issued by Entrance Commissioner and Entrance Rank Certificate
4. Receipt of fee remitted at CEE
5. S.S.L.C/S.S.C/Equivalent Certificate to prove Date of Birth
6. Community and Income Certificate(Claiming community reservation)
7. Mark List of Plus two/ CBSE/ICSE/Equivalent (2 copies)
8. Pass Certificate of Plus Two/CBSE/ICSE/Equivalent
9. Transfer Certificate
10. Conduct Certificate(Obtained within 6 months)
11. Physical Fitness Certificate
12. Nativity/Birth Certificate to prove Birth Place(not required if SSLC certificate is produced)
13. Copy of Aadhar Card

AppID: 2081  
Date of Admission: 23/10/2020  
Allotment No: 113

**STUDENT DETAILS**

Student Name: ANU  
Date of Birth: 01/01/2002  
Nationality: INDIAN  
Native Place: ANAND  
Religion: Hindu  
Caste: SC/ST  
Community: OBC/SC/ST  
Institution last Studied: ANU  
TC Number: 7867  
TC Date: 05/10/2020

**ADMISSION DETAILS**

Admission Type: Batch-Regular Admission  
Admission Cycle: Management  
Admission Category: BACKWARD CASTES  
Date of Admission: 23/10/2020  
Branch to which Admitted: B.Tech - Electronics and Communication Engineering  
Entrance Exam Rank: 54854  
Assess Point at HSEAI: 10000.00  
Register Number: 564884  
Session Date: 12/10/2020

**PARENT DETAILS**

Parent Name: GFDG  
Occupation: ghgh  
Mobile Phone: 989898 54321  
Email ID: anu@lbt.ac.in

**PERMANENT ADDRESS / COMMUNICATION ADDRESS**

th - thg  
hgh - th  
ghg - ghg

**EDUCATIONAL QUALIFICATION**

Exam Passed: HSE  
Board/University: Higher Secondary Education  
Month/Year of Passing: 3/2019  
Register Number: 564884

Subject	Marks Obtained	Min Marks	Max Marks	%
Chemistry/Equivalent	56	40	100	56.00
Physics	56	40	100	56.00
Mathematics	94	40	100	94.00

**DECLARATION**

I, ANU certify that the information furnished above is true to the best of my knowledge and I shall abide by the rules and regulations for the college from time to time.

Signature of Parent/Guardian: \_\_\_\_\_ Signature of the Student: \_\_\_\_\_  
Signature of Verifying officer: \_\_\_\_\_ Signature of Principal: \_\_\_\_\_

[Submit Your Application](#)

**Check List for Admission**

1. Admit Card of Entrance Examination
2. Admittance Memo
3. Data Sheet issued by Entrance Commissioner and Entrance Rank Certificate
4. Receipt of fee remitted at CEE
5. S.S.L.C/S.S.C/Equivalent Certificate to prove Date of Birth
6. Community and Income Certificate(if claiming community reservation)
7. Mark List of Plus two/ CBSE/ICSE/Equivalent (2 copies)
8. Pass Certificate of Plus Two/CBSE/ICSE/Equivalent
9. Transfer Certificate
10. Conduct Certificate(Obtained within 6 months)
11. Physical Fitness Certificate
12. Nativity/Birth Certificate to prove Birth Place(not required if SSLC certificate is produced)
13. Copy of Aadhar Card

AppID: 2081  
Date of Admission: 23/10/2020  
Allotment No: 113

**STUDENT DETAILS**

Student Name: ANU

**Exam Passed**: HSE  
**Board/University**: Higher Secondary Education  
**Month/Year of Passing**: 3/2019  
**Register Number**: 564884

Subject	Marks Obtained	Min Marks	Max Marks	%
Chemistry/Equivalent	56	40	100	56.00
Physics	56	40	100	56.00
Mathematics	94	40	100	94.00

**DECLARATION**

I, ANU certify that the information furnished above is true to the best of my knowledge and I shall abide by the rules and regulations for the college from time to time.

Signature of Parent/Guardian: \_\_\_\_\_ Signature of the Student: \_\_\_\_\_  
Signature of Verifying officer: \_\_\_\_\_ Signature of Principal: \_\_\_\_\_

[Submit Your Application](#)

- **Documents to be produced at the time of admission will be listed.** Make sure all the documents are ready with you.
  - **Verify the details** entered and if there is any changes you can go back to the respective stages and make the changes, **save and continue**.
  - After confirming the data select the declaration given at the end of the page and click the submit button for final submission of your application.
  - **After final submission**, you can either **download your application as pdf** or take a print out of the same.
  - **Click the logout button** at the top right corner of the page before you leave.
- \*NOTE: No changes can be made after final submission, so verify carefully before submitting the application.**